

深圳市兆驰股份有限公司

半年度报告



.....1

.....4

.....6

.....9

.....27

.....38

.....43

.....44

.....45

.....149

EMTC		MTC Electronic Co.,Limited
		Funshion Networks Co. Ltd.
ODM		(Original Design Manufacture)
		(CRT) (VCD DVD) MP3
		2016 1 1 --2016 6 30

2015

	-14,728,390.51	
	11,541,826.59	
	15,753,320.42	
	-10,065,785.29	
	2,573,787.20	
	1,374,905.65	
	3,699,852.76	--

1 —
1 —

		1
		“ + +
		”
	105,018,496.36	2
		2011 “
		+ + ”
		3

		2000 25	2000 577
			17%
	25,345,753.29	14%	3%

2016

309,919.31

17.36%

2016

22,156.97

17.79%

ODM

“ +

+ ”

“ ”

“ ”

2015 12 22

2016 3 16

65 4K

1.49%

DVD

34.08%

6.88%

LED

LED

120

18.19%

LED

2015

63%

1

2

3

20,948.03

LED

2016 4

2016 7 8

23,954.0723

2016 7

24,000

	25,938,395.31	14,546,656.44	78.31%	
	-4,595,585.05	-10,620,132.09	56.73%	
	14,259,954.60	31,862,784.74	-55.25%	DF
	91,100,811.01	101,633,166.93	-10.36%	

SAP

ERP

	5.30	240,000,000.00	-100.00%

1

			•	5,000	2014 04 23	2016 04 23		5,000		1,000	1,001.37
			7	4,010	2014 04 30	2016 02 20		4,010		689.89	689.92
			• XF1406	8,000	2014 06 20	2016 06 20		8,000		1,504	1,506.24
			• -GD- 1502	10,000	2014 07 18	2016 05 23		10,000		1,687.84	1,687.84
			•	5,000	2014 08 29	2016 08 29				920	460.05
			• 26 •	20,000	2015 01 21	2017 01 21				4,005.48	2,838.51
			5	18,000	2015 03 20	2016 03 20		18,000		1,624.44	1,624.61
			•	9,070	2015 04 03	2017 04 03				1,816.48	874.78
				10,000	2015 04 17	2016 04 17		10,000		852.33	852.42

					2016 10,000 04 17	2017 04 17				650	113.97
					2015 10,000 04 17	2017 04 17				2,002.74	1,178.18
			• 1		2015 5,000 04 23	2017 04 23				981.34	491.34
			5 • -3		2015 1,000 04 23	2016 04 23		1,000		85.23	85.23
			9		2015 15,000 04 24	2017 04 24				2,853.9	1,444.52
			•		2015 3,765 05 08	2016 11 07				487.9	324.71
			•		2015 4,310 05 08	2017 05 07				759.6	380.36
			•		2015 5,000 07 29	2015 08 25		5,000		20.33	20.33
			2 •		2015 10,000 08 10	2016 08 10				852.33	634.82
			10		2015 1,000 08 12	2016 03 02		1,000		36.15	36.17
			21		2015 2,000 08 19	2017 08 19				360.49	149.92

			-	1,000	2016 03 28	2017 07 09				96.16	17.5
			-	4,000	2016 04 18	2017 07 07				316.99	45.5
			-	1,000	2016 04 18	2017 07 07				79.25	11.38
			-	10,000	2016 05 11	2017 02 05				443.84	0
			•	3,500	2016 05 18	2016 08 16				36.25	0
			1	15,000	2016 06 03	2017 06 03				1,067.63	49.73
			39	2,880	2016 06 27	2018 06 27				374.4	0
				307,795	--	--	--	103,960	0	36,728.97	21,068.08
											0
					2016 02 29						
					2014 08 08						
					2014 02 25						
					2016 03 10						
					2014 08 27						
					2014 03 13						

	100,000,000.00	2015/6/24			
	150,000,000.00	2015/6/25			
	300,000,000.00	2015/7/21			
	000,000.00		2015/8/19		
	000.00		2015/8/20		
	0	2015/8/31			
		2015/8/26			
			2015/9/8		
			2015/9/10		
	300,000,000.00				
	-100,000,000.00				
	-200,000,000.00				
	-200,000,000.00			15,608,613.66	
	-50,000,000.00		2016/1/12		
	-50,000,000.00		2016/1/15		
	-100,000,000.00		2016/1/28		
	100,000,000.00	2016/2/1			
	50,000,000.00	2016/2/3			
	-50,000,000.00		2016/3/11		
	200,000,000.00	2016/3/23			
	100,000,000.00	2016/3/29			
	50,000,000.00	2016/4/1			
	-100,000,000.00		2016/4/13		
	-50,000,000.00		2016/4/14		
	-200,000,000.00		2016/4/18		
	50,000,000.00	2016/4/25			
	100,000,000.00	2016/4/27			
	-100,000,000.00		2016/5/10		
	-50,000,000.00		2016/5/16		
	-200,000,000.00		2016/5/30		
	150,000,000.00	2016/6/23			
	150,000,000.00	2016/6/28			
	30,000,000.00	2016/5/19			

		-10,000,000.00		2016/6/2			
		10,000,000.00	2016/6/29				
		20,000,000.00	2015/8/11			462,852.54	
		-20,000,000.00		2016/2/25			
		20,000,000.00	2016/5/6				
		10,000,000.00	2015/9/11				
		-10,000,000.00		2016/4/18		242,223.85	

“ ”

2016 5 30

2015 6 24	2016 5 30	15,608,613.66	2016 2 25
	2015 8 11	2016 2 25	462,852.54
2016 4 18	2015 9 11	2016 4 18	242,223.85
30		350,000,000.00	2016 6

					--	--	81,170		16,581	1.80%	
					2016 02 29						
					2015 02 12						
					2016 03 10						
					2015 03 03						
					1						

	2
	3
	4
	1
	2
	3
	4

				10,000	75,220,553. 28	- 15,029,260. 93	0.00	- 336,509.2 4	-336,509.24
			()	30,000,000	141,834,11 1.59	14,328,221. 66	288,000.00	- 2,856,769 .15	-2,856,769.15
			(LED) LED LED LED (170,000,00 0	1,008,971.8 04.78	192,665,22 3.85	350,844,68 4.83	14,215,29 1.59	14,797,398.3 1
MTC Electronic Co.,				50,000	1,749,770,0 27.68	742,865,68 5.33	681,033,72 8.51	- 48,075,00	- 47,744,641.0

Limited

			;						
			;						
			;						
			;						
				500,000,000	258,492,967.36	200,895,767.64	14,580,315.95	423,585.12	339,959.71
				50,000,000	53,663,286.64	41,779,523.74	17,229,020.00	216,687.88	269,340.14
				28,287,004	466,116,615.33	11,778,573.18	283,343,981.17	-20,976,208.19	-20,444,810.33
Funshion Networks Co. Ltd.				50,000	11,823,789.78	-77,174,173.79	0.00	-4,126,690.39	-4,126,228.50

	12,000	413.75	9,661.01	100.00%		2014 02 26	

							http://www.cninfo.com.cn
	12,000	413.75	9,661.01	--	--	--	--

2016 1-9

2016 1-9		-20%		0.00%
2016 1-9		34,574.29		43,217.86
2015 1-9				43,217.86

1,601,523,834

2015

10

2015

0.7700

2016 5 17

2016 5 18

1

2

3

7

3

4

5

6

7

2016 5 5.30 Funshion Networks Co. Ltd. 82%
2016 5 Funshion Networks Co. Ltd.

2012 7 27

<

>

“ ”

2012 7 31

2012 10 12

2012 10 22

2012 11 14 2012

2012 11 21 139

3,138,121 5.97 / 2012 12 10

2012 12 13

2012 10 23

(<http://www.cninfo.com.cn>)

2012 12 11

(<http://www.cninfo.com.cn>)

2012-068

2013 10 18

2013 10 22

(<http://www.cninfo.com.cn>)

2013-070

2013-071

2014 1 2

2013 11 1 2014 1 3

(<http://www.cninfo.com.cn>)

2013-078

2014-001

2013 12 2

2013 12 4 2013 12 10

(<http://www.cninfo.com.cn>)

2013-083

2013-086

2014 10 24

2014 10 28

(<http://www.cninfo.com.cn>)

2014-080

2014-082

2014 12 3

2014 12 4 2014 12

10 2015 1 5

(<http://www.cninfo.com.cn>)

2014-087

2014-089

2015-001

2015 7 15

2015 11 23

2015

11 30

2015 7 16 2015 11 24 2015 12 1

(<http://www.cninfo.com.cn>)

2015-061

2015-062

2015-124

2015-125

2015-132

2015-133

2015 11 23

2015 11 24 2015

A1				A2				
A3				A4				

C1	0	C2	0
C3	15,000	C4	15,000
A1+B1+C1	282,648	A2+B2+C2	20,000
A3+B3+C3	417,648	A4+B4+C4	50,000
A4+B4+C4		10.13%	
D		0	
E 70%		35,000	
F 50%		0	
D+E+F		35,000	

--	--	--	--	--	--

			(2010 03	
)	09	
		2007-2009			
		(“ ”)			
		1,171.21			
		1,034.73	3,146.63		
			8.06% 10.56%		
		12.61%			
	(2010 05	
)			21	
			“		
	(2010 10	
)		” “	30	
		2015-2017		2015 05	
		1		13	

		2	A			
		B				
		30%	5,000	3		
		2017			2015-	
				10%		
			2015-2017	30%	4	
			5		2015-	
		2017				
	()			2015 07		
				08		

2015

2014 8 4 2014

“ ” 15

15

2015 4 30

2014 7 18 2015 5 12

2014-055

2015-032

2015 6 11

2015

2016 6 15

2015 6 16 2016 6 16

2015

2015-

044 2015

2016-067

2015 7 15

“ ”

2015 7 16 7 17

2015-064

2015-

066

2016 3 1

2016 7 27

[2016]5750

2016 8 15

2016 7

29 8 12

2016-080

2016-084

	14,095,879	0.88%				-919,303	-919,303	13,176,576	0.82%
1									
2									
3	14,095,879	0.88%				-919,303	-919,303	13,176,576	0.82%
	14,095,879	0.88%				-919,303	-919,303	13,176,576	0.82%
4									
	1,587,691,880	99.12%				655,378	655,378	1,588,347,258	99.18%
1	1,587,691,880	99.12%				655,378	655,378	1,588,347,258	99.18%
2									
3									
4									
	1,601,787,759	100.00%				-263,925	-263,925	1,601,523,834	100.00%

263,925

263,925

919,303

655,378

1

263,925 2

	1,042,585	0	0	1,042,585		25%
	1,031,006	515,503	0	515,503		
	249,170	0	0	249,170		
	101,250	50,625	0	50,625		
	5,850	0	1,950	7,800		
	450	450	0	0		25%
	0	0	3,750	3,750		25%
	452,925	358,425	0	94,500		
	14,095,879	925,003	5,700	13,176,576	--	--

			44,135			0
		5%		10		
		61.62%	986,875,091		986,875,091	66,400,000
		1.22%	19,589,615	100,000	19,589,615	
		1.02%	16,378,818		16,378,818	
		0.78%	12,527,900		12,527,900	
		0.76%	12,207,344		12,207,344	
		0.72%	11,547,980		11,547,980	
		0.54%	8,703,064	771,321	8,703,064	
-018L-CT001		0.47%	7,475,096		5,606,322	1,868,774

		0.47%	7,475,095		5,606,321	1,868,774			
		0.44%	6,999,168	6,999,168		6,999,168			
10									
10									
					986,875,091		986,875,091		
					19,589,615		19,589,615		
					16,378,818		16,378,818		
					12,527,900		12,527,900		
					12,207,344		12,207,344		
					11,547,980		11,547,980		
	-018L-CT001					8,703,064		8,703,064	
					6,999,168		6,999,168		
					3,792,719		3,792,719		
					3,500,000		3,500,000		
10	10	10	10	10	10	10	10	10	
10	2016	6	30	10	12,207,344				

10

10

10

10

			1,390,114			1,390,114			
			7,475,096			7,475,096			
			7,475,095			7,475,095			
			0			0			
			0			0			
			0			0			
			0			0			
			0			0			
			0	5,000		5,000			
			600			600			
			14,550		6,750	7,800			
			0			0			
	--	--	16,355,455	5,000	6,750	16,353,705	0	0	0

			2016	05 27
			2016	05 27
			2016	05 27
			2016	05 27

	558,858,512.04	990,445,556.48
	3,241,808.00	3,241,808.00
	584,245,581.84	302,133,627.20
	1,577,383,381.68	1,715,957,108.18
	255,706,396.53	37,930,802.03
	114,117.14	239,650.13
	49,500,232.67	116,003,704.43
	1,195,633,156.90	1,042,258,237.59

	492,190,438.88	488,820,801.21
	464,310.00	464,310.00
	23,917,174.41	16,434,094.56
	278,654,846.80	278,693,997.32
	2,540,297,989.70	2,442,419,939.54
	4,936,119,973.79	4,827,428,356.63
	46,593,996.38	19,724,688.62
	4,982,713,970.17	4,847,153,045.25
	9,190,152,656.24	9,455,912,847.94

	229,564,208.84	662,532,957.48
	3,241,808.00	3,241,808.00
	561,746,555.05	294,652,209.32
	1,277,219,424.26	1,425,262,389.02
	238,359,694.96	37,203,552.05
	114,117.14	239,650.13
	412,663,215.99	436,998,214.90
	1,039,158,937.04	948,604,254.00
	721,450,000.00	267,650,000.00
	1,087,826,221.37	1,420,488,254.71
	5,571,344,182.65	5,496,873,289.61

	1,435,868,920.01	1,470,868,920.01
	746,962,292.46	766,504,078.40
	26,636,379.22	3,838,542.95
	0.00	0.00
	90,070.33	0.00
	133,288,454.35	134,871,848.90
	3,391,720.77	2,560,962.78
	15,000,917.50	19,650,666.46
	528,824,723.65	992,039,425.84
	2,890,063,478.29	3,390,334,445.34
	8,461,407,660.94	8,887,207,734.95
	892,446,800.00	1,243,524,400.00
	7,017,475.00	21,277,429.60
	206,711,564.71	
	2,330,373,479.94	2,542,933,270.74
	8,862,201.09	18,257,547.87
	13,449,508.82	22,943,650.35
	18,552,077.20	16,402,464.00
	5,446,244.11	5,560,744.81
	27,244.60	20,704.82
	608,581,454.15	

	464,310.00	206,017,643.32
	4,091,932,359.62	4,612,011,827.93
	44,724,689.00	47,516,659.51
	23,606,286.44	23,887,313.66
	8,086,558.51	1,672,713.29
	76,417,533.95	73,076,686.46
	4,168,349,893.57	4,685,088,514.39
	1,601,523,834.00	1,601,523,834.00
	0.00	0.00
	0.00	0.00
	488,668,230.21	488,668,230.21
	464,310.00	464,310.00
	278,693,997.32	278,693,997.32
	1,924,636,015.84	1,833,697,469.03
	4,293,057,767.37	4,202,119,220.56
	8,461,407,660.94	8,887,207,734.95

	3,099,193,113.00	2,640,709,446.28

	3,099,193,113.00	2,640,709,446.28
	2,984,493,062.44	2,482,039,918.96
	2,640,081,458.81	2,328,483,235.01
	25,938,395.31	14,546,656.44
	111,307,179.93	74,903,867.81
	142,840,050.26	62,320,995.93
	68,921,563.18	12,405,295.86
	-4,595,585.05	-10,620,132.09
“ ”	14,259,954.60	31,862,784.74
“ ”	91,100,811.01	101,633,166.93
“ ”		
“ ”	220,060,816.17	292,165,478.99
	40,087,240.70	28,281,387.45
	0.00	0.00
	10,008,998.25	848,780.18
	9,374,801.15	405,620.57
“ ”	250,139,058.62	319,598,086.26
	34,309,401.95	50,397,756.64
“ ”	215,829,656.67	269,200,329.62

	221,569,694.33	269,525,961.28
	-5,740,037.66	-325,631.66
	7,483,079.85	-437,278.49
	7,483,079.85	-437,278.49
1.		
2.		
	7,483,079.85	-437,278.49
1.		
2.		
3.		
4.		
5.	7,483,079.85	-437,278.49
6.		
	223,312,736.52	268,763,051.13
	229,052,774.18	269,088,682.79
	-5,740,037.66	-325,631.66
	0.1385	0.1683
	0.1383	0.1683

	2,355,401,865.61	2,217,140,328.61
	2,085,460,941.11	2,030,969,311.07
	19,842,926.85	12,888,767.38
	55,019,012.04	37,338,582.31
	63,670,567.40	40,969,420.26
	29,132,421.32	-9,410,694.47
	-14,345,173.70	-13,693,011.79
“ ”	14,259,954.60	31,862,784.74
“ ”	96,378,095.26	76,121,384.25
“ ”	227,259,220.45	226,062,122.84
	30,319,793.85	21,752,772.52
		0.00
	9,748,045.42	419,445.57
	9,199,961.33	405,620.57
“ ”	247,830,968.88	247,395,449.79
	33,575,086.85	37,401,105.43
“ ”	214,255,882.03	209,994,344.36
1.		
2.		
1.		

2.		
3.		
4.		
5.		
6.		
	214,255,882.03	209,994,344.36
	0.1339	0.1311
	0.1338	0.1311

	3,249,257,431.30	2,726,959,675.21
	99,734,033.18	116,154,123.01
	48,011,873.56	50,302,999.34
	3,397,003,338.04	2,893,416,797.56

	2,857,406,478.26	3,117,695,864.48
	219,324,267.92	121,647,760.02
	165,979,235.33	168,185,611.97
	159,006,981.89	117,285,621.18
	3,401,716,963.40	3,524,814,857.65
	-4,713,625.36	-631,398,060.09
	0.00	
	91,100,811.01	101,633,166.93
	-8,518,793.37	1,746,107.83
	196,404,230.00	475,766,993.49
	278,986,247.64	579,146,268.25
	143,007,819.54	37,918,243.57
		0.00
		0.00
	51,085,218.63	1,248,430,420.25
	194,093,038.17	1,286,348,663.82
	84,893,209.47	-707,202,395.57
	49,129,868.91	9,375,000.00
		9,375,000.00
	2,600,441,973.81	3,144,861,872.62

		200,000,000.00
	2,649,571,842.72	3,354,236,872.62
	3,018,741,771.06	2,030,368,796.31
	127,625,543.99	38,248,935.03
	9,859,999.98	7,838,674.63
	3,156,227,315.03	2,076,456,405.97
	-506,655,472.31	1,277,780,466.65
	-9,419,890.24	17,119,780.02
	-435,895,778.44	-43,700,208.99
	967,634,374.91	662,388,171.87
	531,738,596.47	618,687,962.88

	2,485,827,697.16	2,122,889,124.88
	98,160,879.68	109,165,539.03
	129,441,509.89	21,471,745.30
	2,713,430,086.73	2,253,526,409.21
	2,481,305,574.56	1,818,303,289.47
	98,909,105.71	96,514,043.90
	205,245,584.26	128,218,794.29
	91,494,378.33	533,062,738.92
	2,876,954,642.86	2,576,098,866.58
	-163,524,556.13	-322,572,457.37
	96,378,095.26	76,121,384.25

	101,193.85	4,131,854.59
	165,795,413.34	454,993,042.90
	262,274,702.45	535,246,281.74
	36,145,906.13	74,831,298.04
		240,000,000.00
	-9,414,702.19	1,252,085,799.11
	26,731,203.94	1,566,917,097.15
	235,543,498.51	-1,031,670,815.41
	1,489,131,100.01	2,287,948,904.00
		200,000,000.00
	1,489,131,100.01	2,487,948,904.00
	1,840,208,700.01	1,193,877,504.00
	137,281,857.40	29,029,161.81
	3,144,429.39	4,076,049.65
	1,980,634,986.80	1,226,982,715.46
	-491,503,886.79	1,260,966,188.54
	-13,483,804.23	26,564,292.61
	-432,968,748.64	-66,712,791.63
	642,495,151.56	483,916,305.33
	209,526,402.92	417,203,513.70

	1,601,523,834.00				488,820,801.21	464,310.00	16,434,094.56		278,693,997.32		2,442,419,939.54	19,724,688.62	4,847,153,045.25
	0.00				0.00	0.00			0.00		0.00	0.00	0.00
													0.00
													0.00
	1,601,523,834.00				488,820,801.21	464,310.00	16,434,094.56		278,693,997.32		2,442,419,939.54	19,724,688.62	4,847,153,045.25
“ ”	0.00				3,369,637.67	0.00	7,483,079.85		-39,150.52		97,878,050.16	26,869,307.76	135,560,924.92
											221,569,694.33		221,569,694.33
	0.00				0.00	0.00	0.00		0.00		-123,317,335.22	0.00	-123,317,335.22
1	0.00				0.00	0.00			0.00		0.00		0.00
2	0.00				0.00	0.00			0.00		0.00	0.00	0.00
3					0.00				0.00		-123,317,335.22	0.00	-123,317,335.22
4													0.00
	0.00				0.00	0.00			-39,150.52		39,150.52	0.00	0.00
1	0.00				0.00	0.00			-39,150.52		39,150.52	0.00	0.00

				52				
2								0.00
3		0.00	0.00	0.00	0.00	0.00	0.00	0.00
4	0.00	0.00	0.00	0.00				

	1,601, 787,75 9.00				489,163 ,355.21	8,577,1 14.27	- 13,262, 842.32		235,141 ,965.64		2,181,9 67,352. 09	0.00	4,486,2 20,475. 35
“ ”	0.00				0.00	0.00	- 437,278 .49		0.00		227,879 ,479.57	9,049,3 68.34	236,491 ,569.42
											269,525 ,961.28		269,525 ,961.28
	0.00				0.00	0.00					0.00		0.00
1	0.00				0.00						0.00		0.00
2	0.00				0.00								0.00
3	0.00				0.00								0.00
4													0.00
	0.00				0.00	0.00			0.00		- 41,646, 481.71	0.00	- 41,646, 481.71
1									0.00		0.00		0.00
2													0.00
3											- 41,646, 481.71		- 41,646, 481.71
4													0.00
	0.00				0.00	0.00			0.00		0.00	0.00	0.00
1	0.00				0.00	0.00			0.00		0.00		0.00
2													0.00
3													0.00

4													0.00
													0.00
1													0.00
2													0.00
	0.00				0.00	0.00	437,278	-				9,049,3	8,612,0
							.49					68.34	89.85
	1,601,787,75				489,163,355.21	8,577,14.27	13,700,120.81	-	235,141,965.64		2,409,846,831.66	9,049,368.34	4,722,712,044.77

	1,601,523,834.00				488,668,230.21	464,310.00			278,693,997.32		1,833,697,469.03	4,202,119,220.56	
	1,601,523,834.00				488,668,230.21	464,310.00			278,693,997.32		1,833,697,469.03	4,202,119,220.56	
“ ”	0.00				0.00	0.00			0.00		90,938,546.81	90,938,546.81	
	0.00				0.00	0.00			0.00		214,255,882.03	214,255,882.03	
	0.00				0.00	0.00			0.00		0.00	0.00	
1	0.00				0.00	0.00			0.00		0.00	0.00	
2	0.00				0.00	0.00			0.00		0.00	0.00	

3					0.00				0.00	0.00	0.00
4										0.00	0.00
	0.00				0.00	0.00			0.00	-	-
1	0.00				0.00	0.00			0.00	123,317,335.22	123,317,335.22
2					0.00	0.00			0.00	-	-
3	0.00				0.00	0.00			0.00	123,317,335.22	123,317,335.22
	0.00				0.00	0.00			0.00	0.00	0.00
1	0.00				0.00	0.00			0.00	0.00	0.00
2	0.00				0.00	0.00			0.00	0.00	0.00
3	0.00				0.00	0.00			0.00	0.00	0.00
4	0.00				0.00	0.00			0.00	0.00	0.00
											0.00
1											0.00
2											0.00
	0.00				0.00	0.00					0.00
	1,601,523,834.00				488,668,230.21	464,310.00			278,693,997.32	1,924,636,015.84	4,293,057,767.37

	1,601,78 7,759.00				489,010,7 84.21	8,577,114 .27			235,141,9 65.64	1,483,3 75,665. 58	3,800,739 ,060.16
“ ”	0.00				0.00	0.00			0.00	168,347 ,862.65	168,347,8 62.65
										209,994 ,344.36	209,994,3 44.36
	0.00				0.00	0.00				- 41,646, 481.71	- 41,646,48 1.71
1	0.00				0.00					0.00	0.00
2	0.00				0.00						0.00
3					0.00						0.00
4											0.00
	0.00				0.00	0.00			0.00	0.00	0.00
1									0.00	0.00	0.00
2										0.00	0.00
3											0.00
	0.00				0.00	0.00			0.00	0.00	0.00
1	0.00				0.00						0.00
2											0.00
3											0.00
4											0.00
											0.00

1											0.00
2											0.00
	0.00				0.00	0.00					0.00
	1,601,78 7,759.00				489,010,7 84.21	8,577,114 .27			235,141,9 65.64	1,651,7 23,528. 23	3,969,086 ,922.81

160152.3834

9144030077272966XD

LCD

MID

DVD TFT

^

LED

2016 8 24

MTC Electronic Co., Limited

Funshion Networks Co. Ltd. 19

12

1 1 12 31

12

MTC Electronic Co., Limited

Funshion Networks Co. Ltd.

1

2

33 —

- 1.
- 2.
- (1)
- (2)
- (3)
- (4)
- (5)

1.

2.

”

“

1.

2.

(1)

(2)

(1)

(2)

(3)

1)

13 —

2)

14 —

(1)

(2)

3.

(1)

(2)

(1)

(2)

(1)

(2)

4.

(1)

(2)

(3)

5.

(1)

(2)

(3)

1)

2)

			50%	50%			12
12						20%	20%
	50%				12		
		6	6				

	500 ()
	10% 100 ()
	10%

1 1	5.00%	5.00%
1 2	10.00%	10.00%
2 3	30.00%	30.00%
3		
3 4	50.00%	50.00%
4 5	80.00%	80.00%
5	100.00%	100.00%

1	1	2.00%	5.00%
1	2	10.00%	10.00%
2	3	50.00%	30.00%
3	4	100.00%	50.00%
4	5	100.00%	80.00%
5		100.00%	100.00%

1.

2.

3.

4.

5.

(1)

(2)

1.

2.

3.

4.

1.

2.

(1)

“ ”

“ ”

“ ”

(2)

1)

2)

“ ”

“ ”

“ ”

(3)

12 —
7 —

3.

4.

(1)

22 —

(2)

1)

“ ”

2)

“ ”

1.

2.

		30	10	3
		10	10	9
		5	10	18
		5	10	18
		5	10	18
		5	10	18

(1)

(2)

(3)
[75% 75%] (4)
[90% 90%]
[90%

90%] (5)

1.

2.

1.

2

(1)

1)

2)

3)

(2)

3

(3)

3

1.

2.

	()
	50
	10

(1)

(2)

(3)

(4)

(5)

,

1

1

(1)

(2)

1)

2)

3)

(1)

(2)

1.

2.

(1)

(2)

(3)

1.

(1)

1)

2)

3)

4)

5)

(2)

(

)

(3)

2.

1.

2.

3.

4.

(1)

(2)

		17 6
		5
		7
		15 25 16.5
	30%	1.2
		3
		2

	15
	15
	16.50
	15
MTC Electronic Co., Limited Funshion Networks Co. Ltd.	0
	15
	15
	25.00

1.

2011 4

2011 100

17%

3%

2.

2014 9 30

GR201444200919

2014-2016 15%

2013 10 11

GR201344200671

2013-2015 15%

2015 9 25

GR201536000297 15%

2014 9 29

GR201433000202

(2014-2016

) 15%

2015 11 24

GR201511003602

(2015-2017) 15%

	41,235.38	27,635.27
	547,669,421.88	967,606,739.64
	11,147,854.78	22,811,181.57
	558,858,512.04	990,445,556.48
	127,974,797.73	142,324,152.27

	3,241,808.00	3,241,808.00

	3,241,808.00	3,241,808.00
	3,241,808.00	3,241,808.00

8,000,000.00

40,000,000.00

3,241,808.00

	523,863,604.69	269,746,205.42
	60,381,977.15	32,387,421.78
	584,245,581.84	302,133,627.20

	10,436,606.74	
	198,052,018.76	

	208,488,625.50
--	----------------

1			
1	1,552,265,123.72	73,125,233.29	4.71%
1	1,552,265,123.72	73,125,233.29	4.71%
1 2	28,759,235.60	2,875,923.56	10.00%
2 3	2,819,191.01	845,757.30	30.00%
3			
3 4	675,098.75	337,549.38	50.00%
4 5	610,494.87	488,395.90	80.00%
5	4,274,000.00	4,274,000.00	100.00%
	1,589,403,143.95	81,946,859.43	5.16%

			(%)
	70,515,328.77		
	70,515,328.77		

-7,146,907.96

0.00

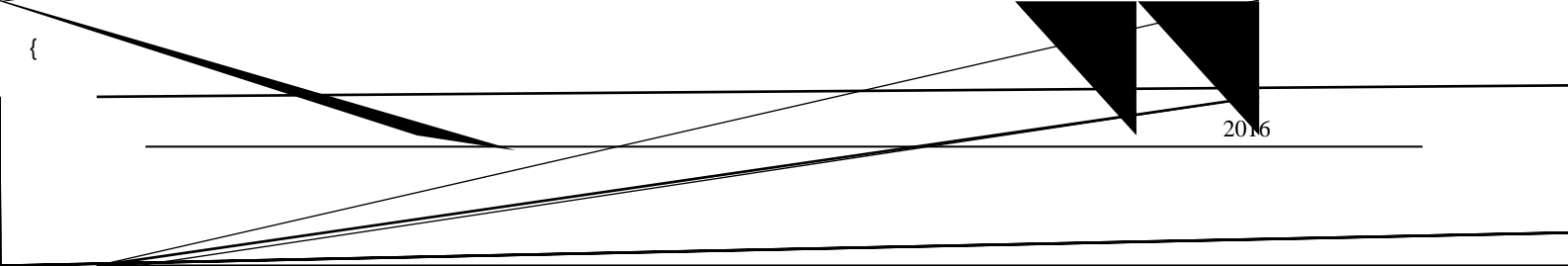
		(%)	
	423,321,381.96	25.50%	19,769,349.46

	90,027,707.34	5.42%	4,644,788.95
	73,998,179.18	4.46%	3,699,908.96
	61,652,500.96	3.71%	3,082,625.05
	61,523,844.68	3.71%	3,050,012.70
	710,523,614.12	42.80%	34,246,685.12

1	255,596,850.93	99.96%	37,926,163.27	99.99%
1 2	109,545.60	0.04%	4,638.76	0.01%
2 3				
3				
	255,706,396.53	--	37,930,802.03	--

1

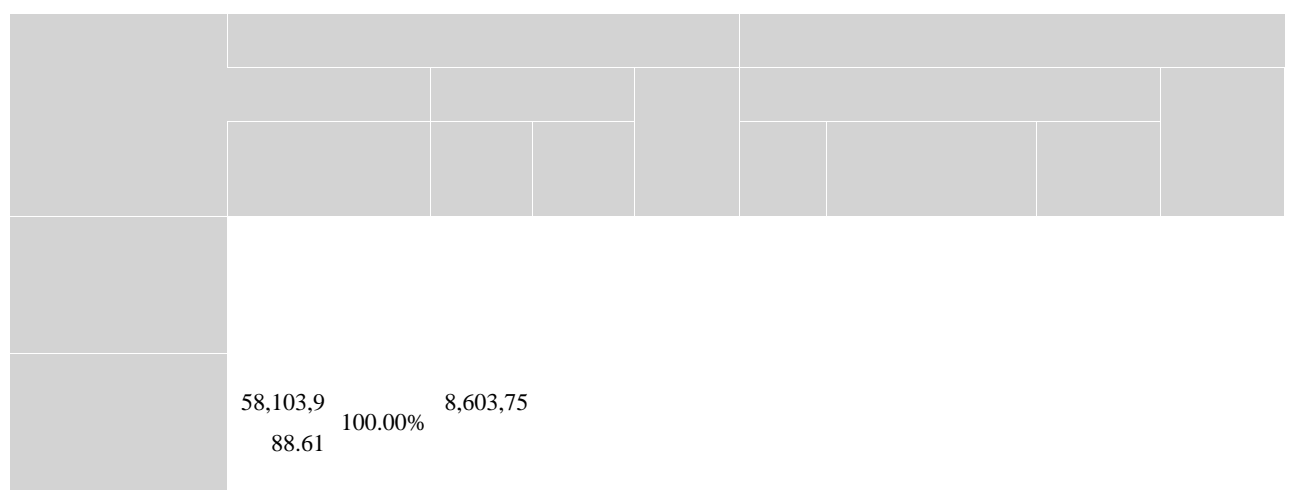
		(%)
	181,207,291.61	70.88%
	36,000,525.07	14.08%
	15,077,846.28	5.90%
	14,288,303.25	5.59%
	1,937,729.07	0.76%
	248,511,695.28	97.21%



f'' {

58,103,9

		114,117.14	239,650.13
		114,117.14	239,650.13



1			
1	1,243,416.36	62,170.82	5.00%
1	1,243,416.36	62,170.82	5.00%
1 2	2,049,971.00	204,997.10	10.00%
2 3	5,177,962.88	1,553,388.96	30.00%
3			
3 4	401,194.02	200,597.01	50.00%
4 5	5,103,808.32	4,083,046.66	80.00%
5	2,499,555.39	2,499,555.39	100.00%
	16,110,220.98	8,603,755.94	53.41%

			(%)
	3,000.00	--	
	15,977,100.34	--	
	7,130,892.64	--	
	18,882,774.65	--	
	41,993,767.63	--	

-179,022.52

0.00

	18,394,362.52	76,786,052.20
	2,607,616.00	12,965,379.02
	7,130,892.64	1,149,562.58
	3,000.00	2,986,183.55
	14,043,785.70	4,471,057.94
	1,933,314.64	18,121,068.12
	13,991,017.11	5,984,120.10
	0.00	2,323,059.38
	58,103,988.61	124,786,482.89

		14,043,785.70	1	24.17%	
		5,000,000.00	2-3	8.61%	1,500,000.00
		4,870,000.00	1 1-2	8.38%	
		1,933,314.64	1	3.33%	
		1,273,825.31	2-3 4-5	2.19%	993,274.11
	--	27,120,925.65	--	46.68%	2,493,274.11

		14,043,785.70	1	2016 7-9
	--	14,043,785.70	--	--

	712,487,314.94	24,270,158.34	688,217,156.60	723,381,918.86	22,553,009.00	700,828,909.86
	5,563,706.66		5,563,706.66	609,651.23		609,651.23
	434,959,145.06	18,421,949.76	416,537,195.30	302,481,012.67	21,052,791.10	281,428,221.57
	94,777,478.74	9,462,380.40	85,315,098.34	66,594,198.49	7,202,743.56	59,391,454.93
	1,247,787,645.40	52,154,488.50	1,195,633,156.90	1,093,066,781.25	50,808,543.66	1,042,258,237.59

	22,553,009.00	15,256,612.09		13,539,462.75		24,270,158.34
	21,052,791.10	7,419,411.05		10,050,252.39		18,421,949.76

	7,202,743.56	4,789,826.45		2,530,189.61		9,462,380.40
	50,808,543.66	27,465,849.59		26,119,904.75		52,154,488.50

	721,450,000.00	357,750,000.00
	721,450,000.00	357,750,000.00

1

1

	1,127,500,000.00	1,480,000,000.00
	141,784.09	0.00
	8,643,687.95	6,681,967.73
	122,796,649.53	79,346,055.29
	108,857.66	
	406,210.89	
	1,259,597,190.12	1,566,028,023.02

1.	7,185,772.05			7,185,772.05
2.				0.00
1				0.00
2 \				0.00
\				
3				0.00
3.				0.00
1				0.00
2				0.00
4.	7,185,772.05			7,185,772.05
				0.00
1.	1,460,287.35			1,460,287.35
2.	179,644.30			179,644.30

1	179,644.30			179,644.30
3.				0.00
1				0.00
2				0.00
4.	1,639,931.65			1,639,931.65
				0.00
1.				0.00
2.				0.00
1				0.00
3				0.00
1				0.00
2				0.00
4.				0.00
				0.00
1.	5,545,840.40			5,545,840.40
2.	5,725,484.70			5,725,484.70

1.	708,666,493.20	457,242,990.24	16,552,767.05	51,309,723.71	27,621,310.25	23,418.00	1,261,416,702.45
2.	0.00	22,933,179.21	121,239.32	33,002,764.38	7,794,785.91		63,851,968.82
1	0.00	22,933,179.21	121,239.32	2,314,669.18	1,979,020.50		27,348,108.21

				77
				0.00
		18,033.88	180,357,816.72	
53.48	6,058,331.70	1,352.61	65,406,525.73	
53.48	6,058,331.70	1,352.61	65,406,525.73	
5.65	1,109,002.73		10,819,160	
5.65	1,109,002.73		10,819,160	

3				3
		0.00	0	
	0,027,650.36		4,000,000	
	879,183.20		5,000,000	



A	27,968,240.61
B	49,174,795.39
C	49,174,795.39
D	31,612,119.95

	30,773,833.70		30,773,833.70	4,250,935.65		4,250,935.65
--	---------------	--	---------------	--------------	--	--------------

	120,000,000.00	0.00	4,137,454.48	0.00	0.00	4,137,454.48	80.51%	100.00%				
	920,000,000.00	3,838,542.95	22,797,836.27	0.00	0.00	26,636,379.22	70.05%	70.00%				
		412,392.70			412,392.70							
	1,040,000,000.00	4,250,935.65	26,935,290.75	0.00	412,392.70	30,773,833.70	--	--				--

	90,969.74	
	90,969.74	0.00

1.	202,645,444.57	0.00	0.00	21,146,290.84	134,163,265.74	357,955,001.15
2.	0.00	36,020.00	200,712,922.15	2,765,149.34	41,827,746.60	245,341,838.09
1	0.00	36,020.00	42,000.00	2,157,601.68	41,827,746.60	44,063,368.28
2	0.00	0.00		0.00		0.00
3	0.00		200,670,922.15	607,547.66		201,278,469.81
3.	0.00	0.00	2,377.36	102,773.70	3,688,762.55	3,793,913.61
1	0.00	0.00	2,377.36	102,773.70	3,688,762.55	3,793,913.61
4.	202,645,444.57	36,020.00	200,710,544.79	23,808,666.48	172,302,249.79	599,502,925.63
	0.00			0.00		0.00
1.	21,157,936.36	0.00	0.00	17,434,618.11	108,174,306.86	146,766,861.33
2.	2,029,635.25	9,309.21	200,547,944.46	648,019.37	27,850,928.25	231,085,836.54
1	2,029,635.25	9,309.21	200,547,944.46	648,019.37	27,850,928.25	231,085,836.54
3.	0.00			0.00	868,856.75	868,856.75
1	0.00	0.00		0.00	868,856.75	868,856.75
4.	23,187,571.61	9,309.21	200,547,944.46	18,082,637.48	135,156,378.36	376,983,841.12
				0.00		0.00
1.	0.00			0.00	0.00	0.00

2.	0.00			0.00		0.00
1	0.00			0.00		0.00
3.	0.00			0.00		0.00
1	0.00			0.00		0.00
4.	0.00			0.00	0.00	0.00
	0.00			0.00		0.00
1.	179,457,872.96	26,710.79	162,600.33	5,726,029.00	37,145,871.43	222,519,084.51
2.	181,487,508.21	0.00	0.00	3,711,672.73	25,988,958.88	211,188,139.82

	5,446,244.11	816,936.62	11,114,078.13	1,667,111.72
	23,501,807.20	3,525,271.08	0.00	0.00
			23,409,740.31	3,511,461.05
	157,895,386.98	23,684,308.05	176,949,282.83	26,545,620.43

	3,006,339.73	450,950.96	3,072,574.47	460,886.17
	7,862,630.73	1,179,394.61	3,241,808.00	486,271.20
	745,458,895.80	111,818,834.37	763,010,200.05	114,451,530.01
	114,117.14	17,117.57	239,650.13	35,947.52
	43,448,611.33	6,517,291.70	21,184,932.92	3,177,739.93
	799,890,594.73	119,983,589.21	790,749,165.57	118,612,374.83

		23,684,308.05		26,545,620.43
		119,983,589.21		118,612,374.83

		273,732,918.23	245,173,213.74
		8,603,755.94	37,381,945.84
		282,336,674.17	282,555,159.58

2016		1,708,279.88	
2017	1,673,567.08	1,673,567.08	
2018	52,644,023.50	52,644,023.50	
2019	131,675,513.29	131,675,513.29	
2020	57,471,829.99	57,471,829.99	
2021	30,267,984.37	0.00	
	273,732,918.23	245,173,213.74	--

[2014]75

[2014] 64

	539,400,000.00	983,800,000.00
	40,083,819.65	15,066,853.30
	579,483,819.65	998,866,853.30

	558,880,800.00	689,100,400.00
	1,567,835,460.05	1,934,973,037.92
	2,126,716,260.05	2,624,073,437.92

558,880,800.00

	7,017,475.00	21,277,429.60
	7,017,475.00	21,277,429.60
	7,017,475.00	21,277,429.60

25,000,000.00

7,017,475.00

	63,847,138.92	1,000,000.00
	254,073,138.35	
	317,920,277.27	1,000,000.00

178,599.19

	966,221,675.99	1,168,267,231.23

	36,552,449.01	35,434,642.53
	187,434,903.80	0.00
	1,190,209,028.80	1,203,701,873.76

	83,394,318.85	60,278,859.13
	1,289,276.66	0.00
	84,683,595.51	60,278,859.13

	46,371,268.27	335,876,914.77	348,622,849.72	33,625,333.32
-	340,922.57	7,109,136.70	7,086,973.49	363,085.78
	46,712,190.84	342,986,051.47	355,709,823.21	33,988,419.10

1	45,722,317.58	320,738,611.12	333,865,463.96	32,595,464.74
2		4,146,530.78	4,146,530.78	
3	200,238.14	3,703,247.30	3,736,591.13	166,894.31
	176,457.14	3,098,409.39	2,660,913.69	613,952.84
	10,319.27	189,505.15	214,100.87	-14,276.45
	13,461.73	415,332.76	861,576.57	-432,782.08
4	33,329.00	5,506,297.70	5,486,864.70	52,762.00
5	415,383.55	1,782,227.87	1,387,399.15	810,212.27
6				
7				
	46,371,268.27	335,876,914.77	348,622,849.72	33,625,333.32

1	322,866.74	6,682,749.66	6,683,262.95	322,353.45
2	18,055.83	426,387.04	403,710.54	40,732.33
3				
	340,922.57	7,109,136.70	7,086,973.49	363,085.78

	1,815,051.44	2,462,768.15
	63,525.00	63,525.00
	12,948,651.50	2,634,207.65
	2,432,949.63	1,312,819.88
	2,311,723.06	393,833.35

	1,650,035.20	280,039.01
	80,515.43	80,515.43
	373,326.37	373,326.37
	970,733.00	11,704,160.00
	435,463.40	774,793.22
	20,253.48	858,303.18
	23,102,227.51	20,938,291.24

	5,446,244.11	5,601,811.46
\		
	5,446,244.11	5,601,811.46

	27,244.60	20,704.82
\		
	27,244.60	20,704.82

	14,847,761.54	15,668,732.51
	14,434,991.85	2,672,195.62
	23,858,795.28	9,606,198.96

	65,746.52	322,285.05
	641,558.22	23,651,685.26
	53,848,853.41	51,921,097.40

		205,553,333.32
	464,310.00	464,310.00
	464,310.00	206,017,643.32

15 CP001	200,000,0 00.00	2015-6- 11	366	200,000,0 00.00	200,000,0 00.00		9,859,999 .98		209,859,9 99.98		0.00
	--	--	--								

	150,000,000.00	150,000,000.00
	150,000,000.00	150,000,000.00

2015 5 5
3

40.00%

150,000,000.00

	9,336,089.00	12,128,059.51	
	35,388,600.00	35,388,600.00	
	44,724,689.00	47,516,659.51	--

2013 11

10,000.00

2013 12

6,000.00

2014 2015

2014 2015

2016

	51,087,428.86	0.00	1,780,956.36	49,306,472.50	
	51,087,428.86	0.00	1,780,956.36	49,306,472.50	--

						/
	23,887,313.66		281,027.22		23,606,286.44	
LED	27,200,115.20	0.00	1,499,929.14		25,700,186.06	
	51,087,428.86	0.00	1,780,956.36		49,306,472.50	--

1)

281,027.22

		+ -					
	1,601,523,834.00					1,601,523,834.00	

2015

263,925

	450,069,549.91			450,069,549.91
	38,751,251.30	3,369,637.67		42,120,888.97
	488,820,801.21	3,369,637.67		492,190,438.88

-	464,310.00			464,310.00
	464,310.00			464,310.00

	16,434,094.56	7,483,079.85			7,483,079.85		23,917,174.41

	16,434,094.5 6	7,483,079.8 5			7,483,079.8 5		23,917,17 4.41
	16,434,094.5 6	7,483,079.8 5			7,483,079.8 5		23,917,17 4.41

--	--	--

	374,308.95	
	2,540,297,989.70	2,409,846,831.66

- 1) 0.00
- 2) 0.00
- 3) 0.00
- 4) 0.00
- 5) 0.00

	3,011,283,646.40	2,546,910,239.71	2,570,770,230.49	2,280,842,714.05
	87,909,466.60	93,171,219.10	69,939,215.79	47,640,520.96
	3,099,193,113.00	2,640,081,458.81	2,640,709,446.28	2,328,483,235.01

	21,541.97	13,000.00
	13,004,235.86	8,467,699.57
	5,573,240.76	6,008,952.34
	3,715,493.85	39,404.53
	0.00	17,600.00
	3,623,882.87	
	25,938,395.31	14,546,656.44

	32,006,989.82	10,070,218.01

	29,348,115.60	19,477,071.69
	2,017,526.26	1,019,192.15
	4,639,400.43	1,191,388.22
	2,596,291.40	1,938,620.13
	401,008.56	309,665.57
	20,811.64	37,364.10
	1,045,796.37	754,937.30
	4,911,151.02	4,001,040.64
	4,229,489.80	21,063,059.02
	3,967,046.22	5,847,921.84
	56,253.44	643,121.14
	7,609,565.84	0.00
	1,729,971.33	0.00
	2,220,663.98	0.00
	1,956,093.18	0.00
	12,551,005.04	8,550,268.00
	111,307,179.93	74,903,867.81

	64,906,803.66	20,545,822.88
	2,970,464.43	1,506,683.77
	1,106,603.93	419,648.69
	11,749,088.74	1,694,982.50
	30,714,391.79	34,544,522.99
	1,226,135.33	267,020.08
	2,286,935.10	2,428,244.22
	5,565,828.79	0.00
	3,208,566.16	0.00
	2,730,180.17	869,584.31
	1,001,729.60	
	1,680,368.79	
	13,692,953.77	44,486.49

	14,259,954.60	31,862,784.74
	14,259,954.60	31,862,784.74
	14,259,954.60	31,862,784.74

	1,078,425.56	5,009,375.08
	119,693,391.22	96,623,791.85
	-24,325,739.89	
	-5,345,265.88	
	91,100,811.01	101,633,166.93

	0.00	0.00	

	3,123.15	2,051.29	3,123.15
	36,887,579.88	26,820,796.49	11,541,826.59
	687,357.19	355,901.80	687,357.19
	2,509,180.48	1,102,637.87	2,509,180.48
	40,087,240.70	28,281,387.45	14,741,487.41

								/
						24,593,735.39	14,377,018.81	
2014							1,000,000.00	
2014							600,000.00	
2014							2,000,000.00	
2014							37,770.00	
2014							150,000.00	
2013							1,000,000.00	
2014							1,500,000.00	
							11,900.00	
							133,335.72	
LED						1,499,929.14	1,166,619.94	
2014							61,900.00	
2014							1,500.00	

2014							1,500.00	
2014							900.00	
2014 11							49,973.90	
2015 2							108,973.96	
2015 3							67,759.16	
2013							26,239.00	
2014							194,590.00	
2014.8-11							102,042.00	
2013							28,774.00	
							4,100,000.00	
							100,000.00	
2015						2,720,000.00		
2015						577,100.00		
2015						362,998.00		
2015						2,510.00		
LED-CSP						3,000,000.00		
2015						51,700.00		
						3,263,800.00		
						752,017.90		
						50,000.00		
2013-2015						13,789.45		
	--	--	--	--	--	36,887,579.88	26,820,796.49	--

	9,374,801.15	405,620.57	
	9,386,247.78	798,693.95	9,386,247.78
	2,027.90		2,027.90
	604,742.32	35,677.85	604,742.32
	15,980.25	14,408.38	15,980.25
	10,008,998.25	848,780.18	10,008,998.25

	39,355,907.61	35,798,474.74
	-5,046,505.66	14,599,281.90
	34,309,401.95	50,397,756.64

	250,139,058.62
/	37,520,858.79
	-5,121,942.07
	327,281.59

MTC Electronic Co., Limited	-5,963,358.04
	-510,329.93
	-2,138,993.19
	10,195,884.80
	34,309,401.95

	208,566.48	1,948,394.46
	36,887,579.88	26,770,822.59
	10,915,727.20	21,583,782.29
	48,011,873.56	50,302,999.34

	82,837,721.24	64,339,500.96
	72,461,810.07	40,417,553.27
	3,707,450.58	12,528,566.95
	159,006,981.89	117,285,621.18

		260,279,240.00
	196,000,000.00	185,000,000.00

	404,230.00	10,487,753.49
	0.00	20,000,000.00
	196,404,230.00	475,766,993.49

	46,473,050.54	848,430,420.25
	0.00	400,000,000.00
	4,612,168.09	
	51,085,218.63	1,248,430,420.25

	9,859,999.98	7,838,674.63
	9,859,999.98	7,838,674.63

1	--	--
	215,829,656.67	269,200,329.62
	-4,595,585.05	-10,620,132.09
	38,670,880.82	22,935,874.41
	29,468,387.04	2,150,278.40
	2,741,153.94	2,180,431.90
	9,383,124.63	796,642.66

	546,688,596.46	982,584,374.90
	41,235.38	27,635.27
	546,647,361.08	967,606,739.64
	531,738,596.47	967,634,374.91

12,169,915.58

2015 5 5 150,000,000.00
 3 40.00%

	--	--	

	26,983,155.77	6.6324	178,963,082.33
	33,429.48	7.3482	245,646.50
	424,567.64	0.8548	362,920.42
	1,043,706.00	0.06468	67,506.90
	49,989.23	4.9046	245,177.18
	--	--	
	22,206,838.10	6.6324	147,284,633.01
	--	--	
	93,688,053.93	6.6324	621,376,648.89
	30,757,670.19	6.6324	203,997,171.77

MTC Electronic Co., Limited Funshion Networks Co. Ltd.

,

,


--	--	--	--	--	--	--	--	--

Funshion Networks Co. Ltd.	2016 05 03	5.30	82.00%		2016 05 03		0.00	-4,126,228.50

--								5.30
--								
--								
--								
--								
--								
--								
								5.30
								-59,909,590.94
/								59,909,596.24

		884,700.06	884,700.06
		9,996,174.07	9,996,174.07
		571,877.06	571,877.06
		440,000.00	440,000.00
		1,289,089.73	1,289,089.73
		11,320.76	11,320.76

	12,782,000.00	12,782,000.00
	1,251,226.86	1,251,226.86
	72,070,498.42	72,070,498.42
	149,913.16	149,913.16
	-13,150,885.82	-13,150,885.82
	-73,060,476.76	-73,060,476.76



MTC Electronic Co., Limited				100.00%			
				100.00%			
				80.00%			
					100.00%		
					100.00%		
				50.00%	50.00%		
				100.00%			
					80.00%		
				100.00%			
				80.00%			
				100.00%			
				63.00%			
					63.00%		
					63.00%		
Funshion Networks Co. Ltd.				63.00%			
				63.00%			
				82.00%			
				82.00%			

	37.00%	-7,564,579.82		4,358,072.08
--	--------	---------------	--	--------------

	405,639,227.16	60,477,388.17	466,116,615.33	454,338,042.15	0.00	454,338,042.15	278,867,055.06	51,475,836.83	330,342,891.89	298,119,508.38	0.00	298,119,508.38

	283,343,981.17	-	-	67,528,264.94				
		20,444,810.33	20,444,810.33					

()

1.

2.

	3,085,218,795.38				3,085,218,795.38
--	------------------	--	--	--	------------------

		1	1-2	2	
	302,133,627.20				302,133,627.20
	91,213,751.64				91,213,751.64
	26,727,872.19				26,727,872.19
	239,650.13				239,650.13
	357,750,000.00				357,750,000.00
	1,480,000,000.00				1,480,000,000.00
	983,800,000.00				983,800,000.00
	3,241,864,901.16				3,241,864,901.16

(2)

()

			1	1-3	3
	2,126,716,260.05	2,126,716,260.05	2,126,716,260.02		
	317,920,277.27	317,920,277.27	317,920,277.27		
	1,190,209,028.80	1,190,209,028.80	1,190,209,028.80		
	5,446,244.11	5,446,244.11	5,446,244.11		
	27,244.60	27,244.60	27,244.60		
	53,848,853.41	53,848,853.41	53,848,853.41		
	464,310.00	464,310.00	0.00	464,310.00	
	150,000,000.00	150,000,000.00		150,000,000.00	
	35,388,600.00	35,388,600.00	35,388,600.00		
	3,880,020,818.24	3,880,020,818.24	3,729,556,508.21	150,464,310.00	

			1	1-3	3
	2,624,073,437.92	2,637,926,536.50	2,637,926,536.50		
	1,000,000.00	1,000,000.00	1,000,000.00		
	1,203,701,873.76	1,203,701,873.76	1,203,701,873.76		
	5,601,811.46	5,601,811.46	5,601,811.46		
	20,704.82	20,704.82	20,704.82		
	51,921,097.40	51,921,097.40	51,921,097.40		
	206,017,643.32	210,664,310.00	210,664,310.00		
	150,000,000.00	150,000,000.00		150,000,000.00	
	38,260,000.00	38,260,000.00	38,260,000.00		
	4,280,596,568.68	4,299,096,333.94	4,149,096,333.94	150,000,000.00	

()

(1)

2016 06 30

1,837,750,000.00)

1,260,850,000.00 (2015 12 31

50

(2)

	--	--	--	--
1.		3,241,808.00		3,241,808.00
1				
2				
3		3,241,808.00		3,241,808.00
2.				
1				
2				
1				
2				
3				
1.				
2.				
3.				
1.				
2.				
		7,017,475.00		7,017,475.00
		7,017,475.00		7,017,475.00

	--	--	--	--

(12,999,750.00	61.62%	61.62%
)					

2007 2 12

1,299.975 2011 9

/

					3,340.57
					19,858.81
		4,346.50			49,143.60

/

		63,361,582.27	

	1,509,700.00	4,888,900.00

				4,585.49	
		995,653.50		1,600,000.00	
		57,240,529.72	2,829,010.21	31,513,722.94	1,575,686.15
		18,232,679.31	911,645.61	18,232,912.19	911,645.61
		76,468,862.53	3,740,655.82	51,351,220.62	2,487,331.76

		663,671.00	
		663,671.00	

	0.00
	0.00
	0.00

(1) 2012

2012 7 27

2012 7 31

2012 10

12

2012 10 22

2012 11 14

2012 11 21 139

3,138,121

5.97 /

2012 12 10

2012 12 13

2012

4,707,181.50

2 2013

2012 11 21

190,000

2012

285,000

“

”

2012

“

”

3.98 /

1,134,300.00

3 2013

2013 12 2

2013 12 13

1,768,871

4 2013

6,750

8 2015

2015 11 23

2015 12 14

1,752,380 ,

94,500

	6,931,900.00
	0.00

(1)

(2)

(3)

	1,829,435,824.38	1,613,824,876.07	1,802,612,719.92	1,593,771,974.52		
	499,068,358.14	403,493,478.71	372,218,244.80	326,544,694.24		
LED	473,299,211.70	403,212,768.07	400,457,774.48	364,227,170.84		
	209,480,252.18	126,378,890.71	-4,518,508.71	-3,701,125.55		
	3,011,283,646.40	2,546,910,013.57	2,570,770,230.49	2,280,842,714.05		
	2,020,632,790.44	1,718,999,710.85	1,548,528,202.64	1,365,737,762.74		
	990,650,855.96	827,910,528.86	1,022,242,027.85	915,104,951.31		
	3,011,283,646.40	2,546,910,239.71	2,570,770,230.49	2,280,842,714.05		

2016 3 18

A

A

2015

23,954.0723

12.28 /

294,156.0084

	220,000.0000	17,915.3095
	37,078.0042	3,019.3814
	37,078.0042	3,019.3814
	294,156.0084	23,954.0723

	1,321,86 9,184.92	100.00%	44,649,7 60.66	3.38%	1,277,219 ,424.26	1,483,8 73,020. 85	100.00%	58,610,63 1.83	3.95%	1,425,262,3 89.02
	1,321,86 9,184.92	100.00%	44,649,7 60.66	3.38%	1,277,219 ,424.26	1,483,8 73,020. 85	100.00%	58,610,63 1.83	3.95%	1,425,262,3 89.02

1			
1		871,569,631.57	43,578,481.61 5.00%
1		871,569,631.57	43,578,481.61 5.00%

1	2	2,972,148.79	297,214.89	10.00%
2	3	2,154,354.43	646,306.33	30.00%
3				
3	4	255,515.66	127,757.83	50.00%
4	5			
5				
		876,951,650.45	44,649,760.66	5.09%

			(%)
	399,871,871.96		
	45,045,662.51		
	444,917,534.47		

-13,960,871.17

0

		(%)	
	423,321,381.96	32.02%	19,769,349.46
	90,027,707.34	6.81%	4,644,788.95
	73,998,179.18	5.60%	3,699,908.96
	61,523,844.68	4.65%	3,050,012.70
	55,582,450.72	4.20%	2,776,749.96
	704,453,563.88	53.28%	33,940,810.03

	415,631,098.55	100.00%	2,967,882.56	0.71%	412,663,215.99	440,220,770.86	100.00%	3,222,555.96	0.73%	436,998,214.90
	415,631,098.55	100.00%	2,967,882.56	0.71%	412,663,215.99	440,220,770.86	100.00%	3,222,555.96	0.73%	436,998,214.90

1			
1		43,274.95	2,163.75 5.00%
1		43,274.95	2,163.75 5.00%
1 2		300,000.00	30,000.00 10.00%
2 3		5,101,572.27	
3			

3	4	197,352.00	98,676.00	50.00%
4	5	1,222,253.04	977,802.43	80.00%
5		328,768.70	328,768.70	100.00%
		7,193,220.96	2,967,882.56	41.26%

			(%)
	387,961,717.31		
	0.00		
	14,043,785.70		
	1,539,168.95		
	0.00		
	4,893,205.63		
	408,437,877.59		

-254,673.40

0

	0.00	9,175,008.24
	387,961,717.31	402,731,849.72
	1,539,168.95	354,054.60
	0.00	899,741.70

	14,043,785.70	4,471,057.94
	0.00	17,640,383.22
	12,086,426.59	4,948,675.44
	415,631,098.55	440,220,770.86

		14,043,785.70	1	3.38%	
		5,000,000.00	2-3	1.20%	1,500,000.00
		4,870,000.00	1 1-2	1.17%	
		1,273,825.31	2-3 4-5	0.31%	993,274.11
		300,000.00	1-2	0.07%	30,000.00
	--	25,487,611.01	--	6.13%	2,523,274.11

		14,043,785.70	1	2016 7-9
	--	14,043,785.70	--	--

	1,468,458,790.00	32,589,869.99	1,435,868,920.01	1,503,458,790.00	32,589,869.99	1,470,868,920.01
	1,468,458,790.00	32,589,869.99	1,435,868,920.01	1,503,458,790.00	32,589,869.99	1,470,868,920.01

	150,000,000.00		150,000,000.00	0.00		
	70,190.00			70,190.00		
	30,000,000.00			30,000,000.00		
	20,000,000.00	150,000,000.00	34,000,000.00	136,000,000.00		
	95,388,600.00			95,388,600.00		32,589,869.99
	1,000,000.00		1,000,000.00	0.00		
	200,000,000.00			200,000,000.00		
	40,000,000.00			40,000,000.00		
	967,000,000.00	967,000,000.00	967,000,000.00	967,000,000.00		
	1,503,458,790.00	1,117,000,000.00	1,152,000,000.00	1,468,458,790.00		32,589,869.99

	2,283,307,427.67	2,016,951,795.01	2,149,643,984.66	1,983,639,516.92
	72,094,437.94	68,509,146.10	67,496,343.95	47,329,794.15
	2,355,401,865.61	2,085,460,941.11	2,217,140,328.61	2,030,969,311.07

--	--	--

		“ + + ”
		3
	25,345,753.29	2000 25 2000 577 17% 3% 14%

		/	/
	4.48%	0.1385	0.1383
	4.42%	0.1365	0.1363

2016